

FACT SHEET | OUR DISTRIBUTION CENTRES

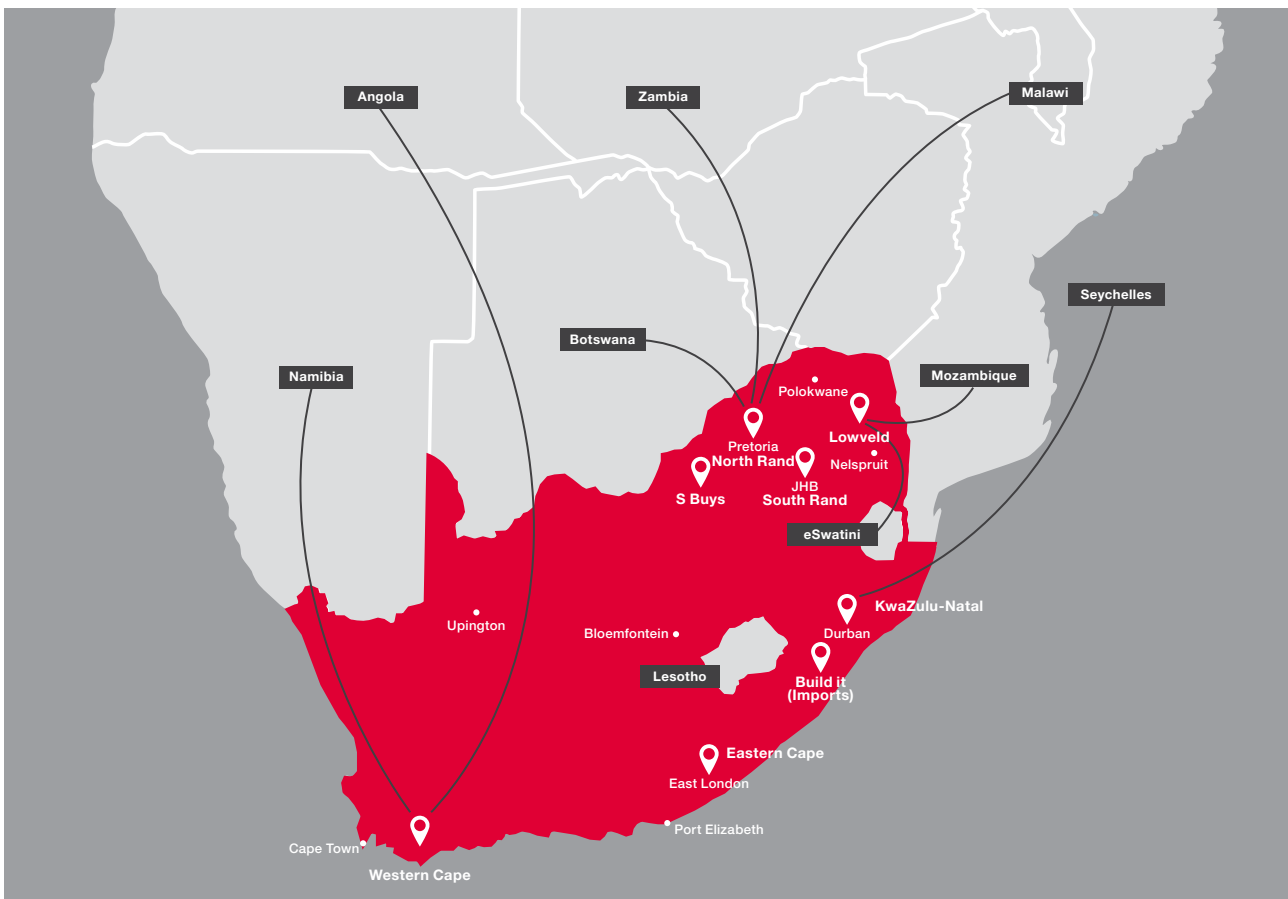
We procure and move goods into stores where they are sold to consumers looking for fresh food, groceries, building materials and liquor. This process relies on our infrastructure: warehouses, distribution centres and relationships.

TOTAL CASES DISPATCHED PER ANNUM

	2019	2018	2017
South Africa	243.9 million	231.7 million	244.5 million
Ireland (excluding Appleby Westward)	33.3 million	33.6 million	32.4 million
Switzerland	25.2 million	26.0 million	29.0 million

SOUTH AFRICA

SPAR South Africa has six regional distribution centres, and Build it (Imports) and S Buys distribution centres. Satellite warehousing hubs reduce transport costs on certain routes.



SOUTH RAND DISTRIBUTION CENTRE

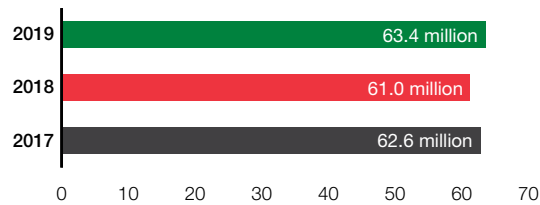
DIVISIONAL MANAGING DIRECTOR

Brett Botten

TOTAL FLOOR SPACE

61 000 m²

CASES DISPATCHED



NUMBER OF STORES SERVICED

	2019	2018	2017
SUPERSPAR	102	95	94
SPAR	110	118	119
KWIKSPAR	30	30	30
SPAR Express	8	5	4
SaveMor	2	0	2
TOPS at SPAR	200	192	179
Build it	71	71	72
Pharmacy at SPAR	27	20	15
Total	550	531	515

NORTH RAND DISTRIBUTION CENTRE

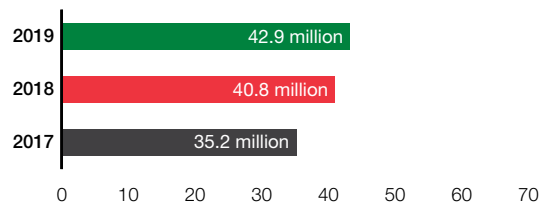
DIVISIONAL MANAGING DIRECTOR

Desmond Borrageiro

TOTAL FLOOR SPACE

53 317 m²

CASES DISPATCHED



NUMBER OF STORES SERVICED

	2019	2018	2017
SUPERSPAR	63	61	60
SPAR	80	79	75
KWIKSPAR	13	14	15
SPAR Express	6	5	1
SaveMor	12	10	14
SaveMor liquor	5	6	0
TOPS at SPAR	138	131	127
Build it	59	55	52
Pharmacy at SPAR	31	27	26
Total	407	388	370

KWAZULU-NATAL DISTRIBUTION CENTRE

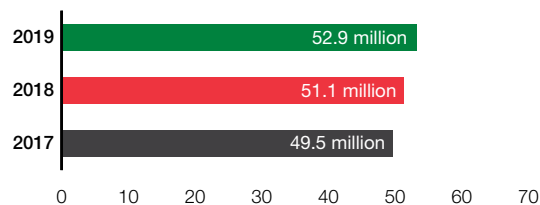
DIVISIONAL MANAGING DIRECTOR

Max Oliva

TOTAL FLOOR SPACE

69 112 m²

CASES DISPATCHED



NUMBER OF STORES SERVICED

	2019	2018	2017
SUPERSPAR	93	92	89
SPAR	57	58	60
KWIKSPAR	24	25	25
SPAR Express	13	8	3
SaveMor	7	7	10
SaveMor liquor	1	1	0
TOPS at SPAR	159	153	146
Build it	83	83	85
Pharmacy at SPAR	15	16	16
Total	451	443	434

WESTERN CAPE DISTRIBUTION CENTRE

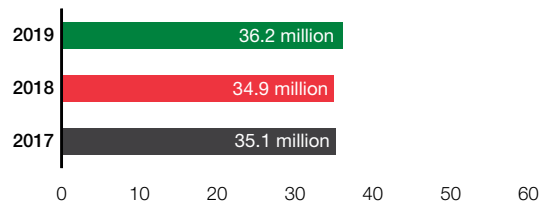
DIVISIONAL MANAGING DIRECTOR

Alison Zweers

TOTAL FLOOR SPACE

40 405 m²

CASES DISPATCHED



NUMBER OF STORES SERVICED

	2019	2018	2017
SUPERSPAR	41	39	40
SPAR	86	88	86
KWIKSPAR	42	40	39
SPAR Express	10	6	3
SaveMor	12	6	4
SaveMor Liquor	11	0	0
TOPS at SPAR	162	144	138
Build it	57	56	56
TrenDIY	1	1	0
Pharmacy at SPAR	29	24	18
Total	440	403	384

EASTERN CAPE DISTRIBUTION CENTRE

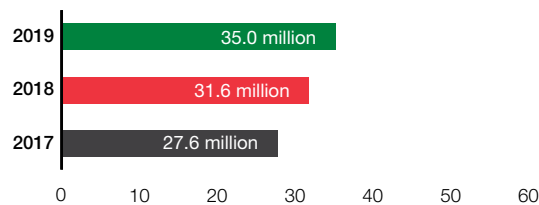
DIVISIONAL MANAGING DIRECTOR

Conrad Isaacs

TOTAL FLOOR SPACE

31 685 m²

CASES DISPATCHED



NUMBER OF STORES SERVICED

	2019	2018	2017
SUPERSPAR	49	47	47
SPAR	48	49	43
KWIKSPAR	17	16	16
SPAR Express	3	2	1
SaveMor	8	7	7
SaveMor liquor	3	3	-
TOPS at SPAR	123	119	112
Build it	46	46	43
Pharmacy at SPAR	6	5	10
Total	303	294	279

LOWVELD DISTRIBUTION CENTRE


DIVISIONAL MANAGING DIRECTOR

Martin Webber

TOTAL FLOOR SPACE

21 416 m²

CASES DISPATCHED



NUMBER OF STORES SERVICED

	2019	2018	2017
SUPERSPAR	24	22	18
SPAR	37	36	35
KWIKSPAR	0	0	0
SPAR Express	4	2	0
SaveMor	7	7	7
SaveMor Liquor	1	1	0
TOPS at SPAR	40	35	31
Build it	73	65	60
Pharmacy at SPAR	12	9	5
Total	198	177	156

BUILD IT (IMPORTS) DISTRIBUTION CENTRE

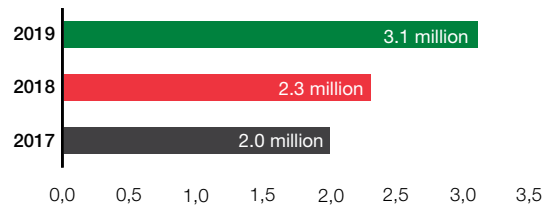
DIVISIONAL MANAGING DIRECTOR

Wayne Hook

TOTAL FLOOR SPACE

10 000 m²

CASES DISPATCHED



NUMBER OF STORES SERVICED

	2019	2018	2017
Total	390	376	368

S BUYS DISTRIBUTION CENTRE

DIVISIONAL MANAGING DIRECTOR

Jeremy Nicol

TOTAL FLOOR SPACE

2 295 m²

IRELAND

The national distribution centre located in Kilcarbery, West Dublin, services BWG Group’s retail and wholesale operations in Ireland. In addition, there are 22 Value Centre Cash and Carry branches located nationwide. The Appleby Westward facilities in South West England service a chain of SPAR stores.



BWG FOODS DISTRIBUTION CENTRE

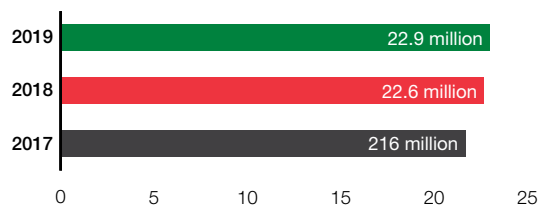
CHIEF EXECUTIVE OFFICER

Leo Crawford

TOTAL FLOOR SPACE

24 000 m²

CASES DISPATCHED



NUMBER OF STORES SERVICED

	2019	2018	2017
SPAR	406	402	403
Londis	133	130	133
EUROSPAR	51	53	50
MACE	217	216	216
XL	247	248	243
Gala	36	34	0
Out of Appleby Westward	270	288	285
Total	1 360	1 371	1 330

APPLEBY WESTWARD LOGISTICS DISTRIBUTION CENTRE

CHIEF EXECUTIVE OFFICER

Mike Boardman

TOTAL FLOOR SPACE

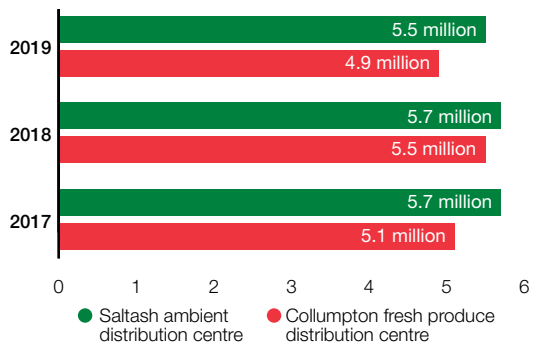
Saltash ambient distribution centre: 7 209 m²

Collumpton fresh produce distribution centre: 1 904 m²

NUMBER OF STORES SERVICED

	2019	2018	2017
Out of Saltash ambient distribution centre	252	277	276
Out of Collumpton fresh produce distribution centre	252	277	276
Total	252	277	276

CASES DISPATCHED



SWITZERLAND

The modern logistics centre in St Gallen handles the distribution to the SPAR Switzerland operations in German-speaking Switzerland.



ST GALLEN DISTRIBUTION CENTRE

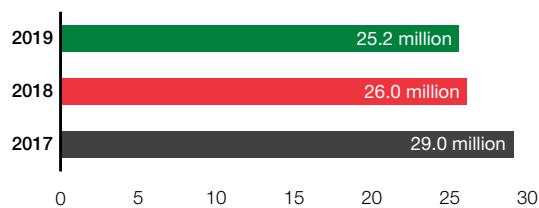
CHIEF EXECUTIVE OFFICER

Rob Philipson

TOTAL FLOOR SPACE

33 000 m²

CASES DISPATCHED



NUMBER OF STORES SERVICED

	2019	2018	2017
SPAR	154	155	160
SPAR Express	31	26	23
SPAR Mini	1	-	-
MAXI	81	87	108
PAM	53	41	-
TopCC	2	11	9
Total	322	315	300